

3/ Pre-contractual disclosure template (Article 8 SFDR)

Sustainable investment means an investment in an economic activity that contributes to an environmental or social objective, provided that the investment does not significantly harm any environmental or social objective and that the investee companies follow good governance practices.

The **EU Taxonomy** is a classification system laid down in Regulation (EU) 2020/852, establishing a list of **environmentally sustainable economic activities**. That Regulation does not include a list of socially sustainable economic activities. Sustainable investments with an environmental objective might be aligned with the Taxonomy or not.



Product name:
Ofi Invest EMU Equity Active UCITS ETF

Legal entity identifier:
213800I3HME4BTYEDR57

Does this financial product have a sustainable investment objective?

Yes No

It will make a minimum of **sustainable investments with an environmental objective**: ___%

in economic activities that qualify as environmentally sustainable under the EU Taxonomy

in economic activities that do not qualify as environmentally sustainable under the EU Taxonomy

It will make a minimum of **sustainable investments with a social objective**: ___%

It promotes **Environmental/Social (E/S) characteristics** and while it does not have as its objective a sustainable investment, it will have a minimum proportion of ___% of sustainable investments

with an environmental objective in economic activities that qualify as environmentally sustainable under the EU Taxonomy

with an environmental objective in economic activities that do not qualify as environmentally sustainable under the EU Taxonomy

with a social objective

It promotes E/S characteristics, but **will not make sustainable investments**

What environmental and/or social characteristics are promoted by this financial product?

The Sub-Fund promotes environmental and social characteristics. In order to assess issuers' environmental, social and governance practices, the Management Company relies on the internal ESG score methodology.

The themes taken into account in reviewing good ESG practices are:

- Environmental: Climate change – Natural resources – Project financing – Toxic waste – Green products.
- Social: Human capital – Societal – Products and services – Communities and human rights
- Governance: Governance structure – Market behavior

The EURO STOXX Total Market Index (BKXE) is used as a comparison SRI universe. However, no reference benchmark has been designated for the purpose of attaining the environmental or social characteristics promoted by the Sub-Fund.

● **What sustainability indicators are used to measure the attainment of each of the environmental or social characteristics promoted by this financial product?**

The sustainability indicators used to measure the attainment of each of the environmental or social characteristics promoted by the Sub-Fund are:

- The Sub-Fund's average ESG score: for the method used to calculate this score, please refer to the section "What are the binding elements of the investment strategy used to select the investments to attain each of the environmental or social characteristics promoted by this financial product?".
- The average ESG score of the SRI universe: to verify that the average ESG score of the Sub-Fund outperforms the average ESG score of the SRI universe after removing the worst 20% of values.

● **What are the objectives of the sustainable investments that the financial product partially intends to make and how does the sustainable investment contribute to such objectives?**

Not applicable.

Sustainability indicators measure how the environmental or social characteristics promoted by the financial product are attained

Principal adverse impact are the most significant negative impacts of investment decision on sustainability factors relating to environmental, social and employee matters, respect for human rights, anti-corruption and anti-bribery matters.



- **How do the sustainable investments that the financial product partially intends to make, not cause significant harm to any environmental or social sustainable investment objective?**

Not applicable.

The EU Taxonomy sets out a 'do not significant harm' principle by which Taxonomy-aligned investments should not significantly harm EU Taxonomy objectives and is accompanied by specific EU criteria.

The 'do not significant harm' principle applies only to those investments underlying the financial product that take into account the EU criteria for environmentally sustainable economic activities. The investments underlying the remaining portion of this financial product do not take into account the EU criteria for environmentally sustainable economic activities.

Any other sustainable investments must also not significantly harm any environmental or social objectives.

Does this financial product consider principal adverse impacts on sustainability factors?

- Yes
 No

The methods of assessment by the Management Company of investee companies, for each of the principal adverse impacts linked to sustainability factors, are as follows:

| Adverse impact indicator | | Metric |
|---|---|---|
| Climate and other environment-related indicators | | |
| Greenhouse gas emissions | 1.GHG emissions | Scope 1 GHG emissions Scope 2 GHG emissions Scope 3 GHG emissions Total GHG emissions |
| | 2 Carbon footprint | Carbon footprint (Scope 1, 2 and 3 GHG / EVIC emissions) |
| | 3. GHG intensity of investee companies | GHG intensity of investee companies (Scope 1, 2 and 3 GHG / CA emissions) |
| | 4. Exposure to companies active in the fossil fuel sector | Share of investments in companies active in the fossil fuel sector |
| | 5. Share of non-renewable energy consumption and production | Share of non-renewable energy consumption and non-renewable energy production of investee companies from non-renewable energy sources compared to renewable energy sources, expressed as a percentage of total energy sources |
| | 6. Energy consumption intensity per high impact climate sector | Energy consumption in GWh per million EUR of revenue of investee companies, per high impact climate sector |
| Biodiversity | 7.Activities negatively affecting biodiversity-sensitive areas | Share of investments in investee companies with sites/operations located in or near to biodiversity-sensitive areas where activities of those investee companies negatively affect those areas |
| Water | 8. Emissions to water | Tons of emissions to water generated by investee companies per million EUR invested, expressed as a weighted average |

| | | |
|--|--|---|
| Waste | 9. Hazardous waste and radioactive waste ratio | Tons of hazardous waste and radioactive waste generated by investee companies per million EUR invested, expressed as a weighted average |
| Indicators for social and employee, respect for human rights, anti-corruption and anti-bribery matters | | |
| Social and employee matters | 10. Violations of UN Global Compact principles and Organisation for Economic Cooperation and Development (OECD) Guidelines for Multinational Enterprises | Share of investments in investee companies that have been involved in violations of the UNGC principles or OECD Guidelines for Multinational Enterprises |
| | 11. Lack of processes and compliance mechanisms to monitor compliance with UN Global Compact principles and OECD Guidelines for Multinational Enterprises | Share of investments in investee companies without policies to monitor compliance with the UNGC principles or OECD Guidelines for Multinational Enterprises or grievance/complaints handling mechanisms to address violations of the UNGC principles or OECD Guidelines for Multinational Enterprises |
| | 12. Unadjusted gender pay gap | Average unadjusted gender pay gap of investee companies |
| | 13. Board gender diversity | Average ratio of female to male board members in investee companies, expressed as a percentage of all board members |
| | 14. Exposure to controversial weapons | Share of investments in investee companies involved in the manufacture or selling of controversial weapons |
| Climate and other environment-related indicators | | |
| Water, waste and material emissions | 9. Investments in companies producing chemicals | Share of investments in investee companies the activities of which fall under Division 20.2 of Annex I to Regulation (EC) No 1893/2006 |
| Additional indicators for social and employee, respect for human rights, anti-corruption and anti-bribery matters | | |
| Anti-corruption and anti-bribery | 16. Cases of insufficient action taken to address breaches of standards of anti-corruption and anti-bribery | Share of investments in investee companies with identified insufficiencies in actions taken to address breaches in procedures and standards of anti-corruption and anti-bribery |

For more information, please refer to the “Statement on the Principal Adverse Impacts of Investment Decisions on Sustainability Factors”, which can be found on the Management Company’s website [in French]: www.ofi-invest-am.com/finance-durable.

More information on principal adverse impacts on sustainability factors is available in the periodic reporting pursuant to Article 11(2) of the SFDR.



What investment strategy does this financial product follow?

The investment strategy of the Sub-Fund aims to construct a portfolio by investing primarily in a portfolio of European companies in the Euro Zone. The investment policy of the fund is to invest primarily in a portfolio of large capitalization equity securities that mostly consist of the component securities of the MSCI EMU Index and to generate return in excess of the benchmark.

In order to achieve its investment objective, the Sub-Fund will base its investments on fundamental financial and extra-financial research in the selection of individual securities.

For more information on the investment strategy, please refer to Section 13 “Summary of the Sub-Funds”.

● **What are the binding elements of the investment strategy used to select the investments to attain each of the environmental or social characteristics promoted by this financial product?**

The binding elements of the investment strategy used to select the investments to attain each of the environmental and social characteristics promoted by the Sub-Fund are as follows:

The Sub-Fund adopts an ESG ‘rating improvement’ approach, which consists of achieving an average ESG score of the portfolio higher than the average ESG score of the comparable SRI universe: the EURO STOXX Total Market Index (BKXE) after eliminating 20% of the index weighting.

The investment strategy guides investment decisions based on factors such as investment objectives and risk tolerance.

The proportion of stocks undergoing an ESG analysis in the portfolio must be higher than 90% of the Sub-Fund's net assets (excluding cash, UCIs and derivatives).

In assessing issuers' ESG practices, the Sub-Fund considers the following pillars and themes:

- **Environment:** climate change, natural resources, project financing, toxic waste, green products.
- **Social:** employees, customers, suppliers and civil society, with reference to universal values (in particular: human rights, international labor standards, environmental impact, prevention of corruption, etc.), human capital, supply chain, products and services.
- **Governance:** governance structure, market behavior.

The ESG analysis team defines a sector-based reference for key issues (ESG issues listed above), by selecting the most important issues for each sector of activity. Based on this reference, an ESG score is calculated out of 10 for each issuer, which includes, first, the key issue scores for E and S and, second, scores for G issues, along with any bonuses/penalties.

Indicators used to establish this ESG score include, for example:

- Scope 1 carbon emissions in tons of CO₂, water consumption in cubic meters, nitrogen oxide emissions in tons for the environmental pillar;
- the information security policies in place and the frequency of system audits, the number of fatal accidents, the percentage of the total workforce represented by collective labor agreements for the social pillar;
- the total number of directors, the percentage of independent members of the board of directors, the total remuneration as a % of fixed salary for the governance pillar.

Issuers' ESG scores are calculated quarterly, while underlying data are updated at least every 18 months. Ratings can also be adjusted by analysis of controversies or as a result of engagement initiatives. This analysis is carried out using a dedicated proprietary tool for automating the quantitative processing of ESG data (mainly provided by ESG score agencies, but also by specialized agencies), combined with an analysis by the ESG analysis team.

However, one could face certain methodological limitations such as:

- a problem associated with non-disclosure or incomplete disclosure by certain companies of information that is used as input for the rating model;
- a problem associated with the quantity and quality of ESG data to be processed.

Details of the issuers' ESG score methodology are provided in the document entitled "Responsible Investment Policy". This document is available at: www.ofi-invest-am.com/pdf/principes-et-politiques/politique-investissement-responsable.pdf.

Ofi Invest Asset Management ("**Ofi Invest AM**") has also identified risk areas for its investments in relation to certain business sectors and international benchmarks. Therefore, the Management Company has introduced exclusionary policies to minimize these risks and manage its reputational risk.

Therefore, the Sub-Fund complies with the policies summarized in the document entitled "Investment Policy - Sector-based and Norm-based Exclusions". This document is available at: www.ofi-invest-am.com/pdf/principes-et-politiques/politique-exclusions-sectorielles-et-normatives_ofi-invest-AM.pdf.

The exclusion policies are available in full at: www.ofi-invest-am.com.

- **What is the committed minimum rate to reduce the scope of the investments considered prior to the application of that investment strategy?**

The Sub-Fund does not commit to reducing the investment universe prior to the application of the investment strategy.

- **What is the policy to assess good governance practices of the investee companies?**

Several methods are implemented to assess good governance practices of the investee companies:

1. Analysis of governance practices within the ESG analysis (pillar G). For each Issuer, the ESG analysis incorporates an analysis of corporate governance, with the following themes and issues:
 - its governance structure: Respect for minority shareholder rights - The composition and operation of boards or committees, Remuneration of executives, Accounts, audits and taxation; and
 - its market behavior: Business practices.

Good governance practices include sound management structures, employees' relations, remuneration of staff and tax compliance.

2. Weekly monitoring of ESG controversies: the ESG analysis also takes into account the presence of controversies on the above-mentioned themes and their management by issuers.
3. The Management Company's exclusion policy related to the UN Global Compact, including its Principle 10: "Businesses should work against corruption in all its forms, including extortion and bribery".⁷ Companies which are dealing with serious and/or systemic controversies on this principle on a recurrent or frequent basis, and which have not implemented appropriate remedial measures, are excluded from the investment universe.
4. The voting and shareholder⁸ engagement policy: This policy is based on the most rigorous governance standards (G20/OECD Principles of Corporate Governance, AFEP-MEDEF Code, etc.). Firstly, in connection with the voting policy, the Management Company may have recourse to several actions in the context of general meetings (dialogue, written questions, filing of resolutions, protest votes, etc.). In addition, the engagement policy is reflected in dialogue with certain companies, not only in order to have additional information on their CSR strategy, but also to encourage them to improve their practices, particularly in terms of governance.



What is the asset allocation planned for this financial product?

The Sub-Fund has at least 80% of its investments used to attain the environmental and social characteristics promoted (#1 Aligned with E/S characteristics).

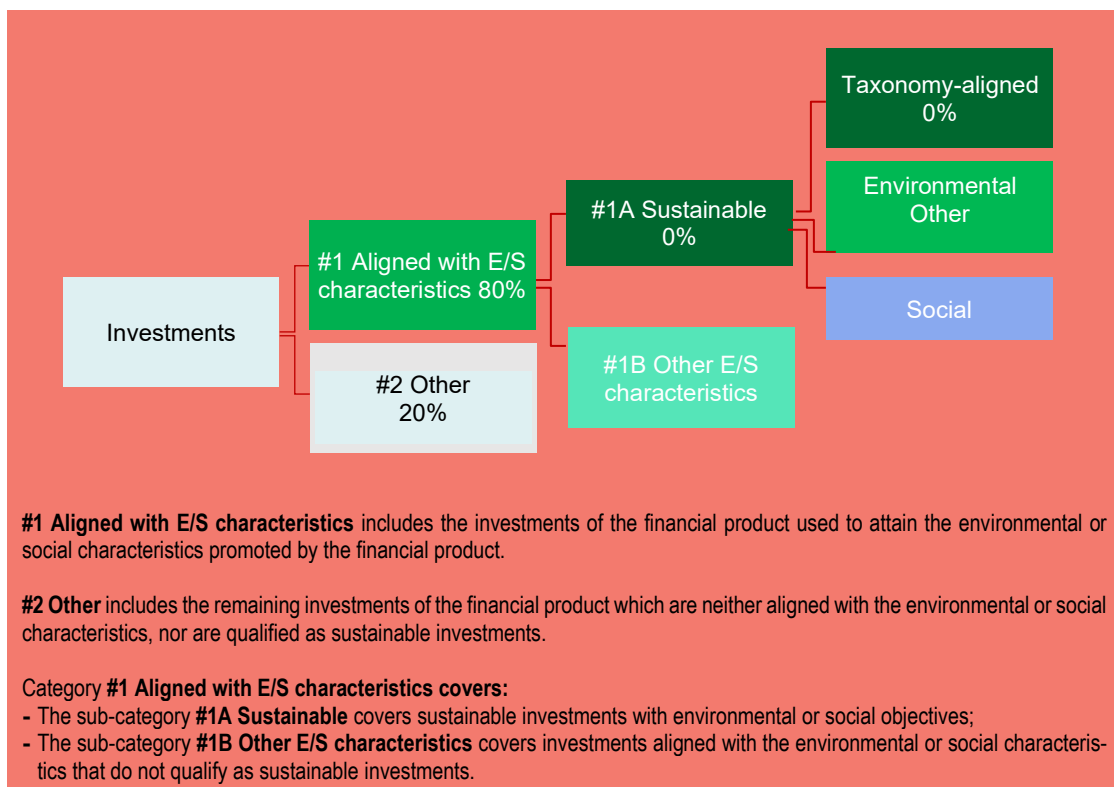
Within the (#2 Other) component of 20% of the Sub-Fund's net assets:

- The proportion of all portfolio securities that do not have an ESG score may not exceed 10% of the Sub-Fund's assets.
- A maximum of 10% of its investments in cash, cash equivalents (excluding monetary UCIs (Undertaking for Collective Investments) classified as Article 8 according to the SFDR and managed by Ofi Invest AM) and derivatives held for liquidity purposes (#2 Other).

Asset allocation describes the share of investments in specific assets.

Taxonomy-aligned activities are expressed as a share of:

- **turnover** reflecting the share of revenue from green activities of investee companies
- **capital expenditure** (CapEx) showing the green investments made by investee companies, e.g. for a transition to a green economy
- **operational expenditure** (OpEx) reflecting green operational activities of investee companies.



How does the use of derivatives attain the environmental or social characteristics promoted by the financial product?

⁷ pactemonial.org/decouvrir/dix-principes-pacte-mondial-nations-unies/#lutte-contre-la-corruption

⁸ This policy applies according to the asset class of the UCIs and therefore, primarily to UCIs exposed to equities.

The use of derivatives will not aim to attain E/S characteristics. However, their use will not have the effect of significantly or permanently impinging on the environmental and/or social characteristics promoted by the Sub-Fund.



To what minimum extent are sustainable investments with an environmental objective aligned with the EU Taxonomy?

The Sub-Fund does not currently make any minimum commitments to align its activities with the Taxonomy Regulation. Accordingly, the minimum investment percentage aligned with the EU Taxonomy to which the Sub-Fund commits is 0%.

To comply with the EU Taxonomy, the criteria for **fossil gas** include limitations on emissions and switching to fully renewable power or low-carbon fuels by the end of 2035. For **nuclear energy**, the criteria include comprehensive safety and waste management rules.

Enabling activities directly enable other activities to make a substantial contribution to an environmental objective.

Transitional activities are activities for which low-carbon alternatives are not yet available and among others have greenhouse gas emission levels corresponding to the best performance.

● **Does the financial product invest in fossil gas and/or nuclear energy related activities that comply with the EU Taxonomy¹?**

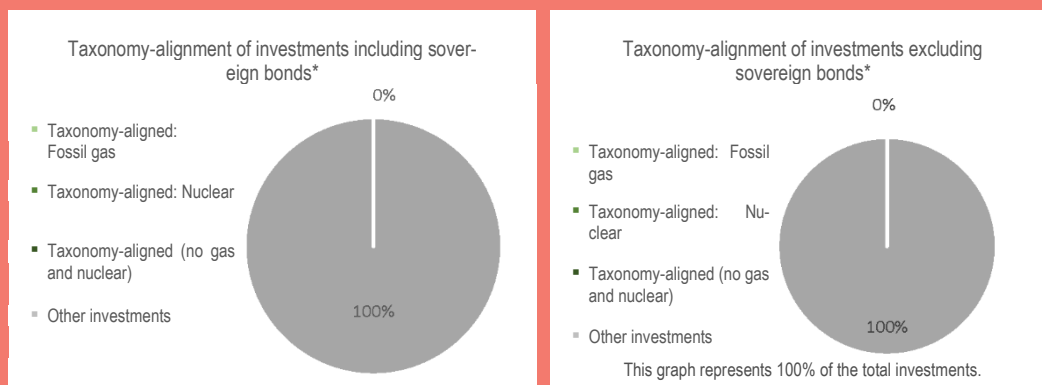
Yes

In fossil gas In nuclear energy

No

¹Fossil gas and/or nuclear related activities will only comply with the EU Taxonomy where they contribute to limiting climate change (“climate change mitigation”) and do not significantly harm any EU Taxonomy objective – see explanatory note in the left-hand margin. The full criteria for fossil gas and nuclear energy economic activities that comply with the EU Taxonomy are laid down in Commission Delegated Regulation (EU) 2022/1214.

The two graphs below show in green the minimum percentage of investments that are aligned with the EU Taxonomy. As there is no appropriate methodology to determine the taxonomy-alignment of sovereign bonds*, the first graph shows the Taxonomy alignment in relation to all the investments of the financial product including sovereign bonds, while the second graph shows the Taxonomy alignment only in relation to the investments of the financial product other than sovereign bonds.



* For the purpose of these graphs, 'sovereign bonds' consist of all sovereign exposures.


● **What is the minimum share of investments in transitional and enabling activities?**

The minimum share of investments in transitional and enabling activities is set at 0%.



What is the minimum share of sustainable investments with an environmental objective that are not aligned with the EU Taxonomy?

The Sub-Fund does not commit to a minimum share of sustainable investments.

 are environmentally sustainable investments that do not take into account the criteria for environmentally sustainable economic activities under the EU Taxonomy



What is the minimum share of socially sustainable investments?

Not applicable.



What investments are included under “#2 Other”, what is their purpose and are there any minimum environmental or social safeguards?

These investments, which are made only in specific situations and represent a maximum of 20% of the Sub-Fund's investments, will consist of:

- cash /cash equivalents (excluding monetary UCIs classified as Article 8 according to SFDR regulations and managed by Ofi Invest AM) and derivatives in order to allow occasional hedging against or exposure to market risks within a total limit of 10%;
- all securities that do not have an ESG score up to a limit of 10%.

No minimum environmental or social safeguards are applied to those investments.

The use of derivatives will not aim to attain E/S characteristics. However, their use will not have the effect of significantly or permanently impinging on the environmental and/or social characteristics promoted by the Sub-Fund.



Is a specific index designated as a reference benchmark to determine whether this financial product is aligned with the environmental and/or social characteristics that it promotes?

The EURO STOXX Total Market Index (BKXE) is used as a comparison SRI universe. However, no reference benchmark has been designated for the purpose of attaining the environmental or social characteristics promoted by the Sub-Fund.

● **How is the reference benchmark continuously aligned with each of the environmental or social characteristics promoted by the financial product?**

Not applicable.

● **How is the alignment of the investment strategy with the methodology of the index ensured on a continuous basis?**

Not applicable.

● **How does the designated index differ from a broad market index?**

Not applicable.

● **Where can the methodology used for the calculation of the designated index be found?**

Not applicable.

Reference benchmarks
are indexes to measure whether the financial product attains the environmental or social characteristics that they promote



Where can I find more product specific information online?

More product-specific information can be found on the website: <https://www.ofi-invest-am.com/fr/produit/ofi-invest-emu-equity-active-ucits-etf-class-ucits-etf/LU3174346000>.